

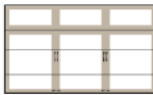
SINGLE CAR 7'8"-10'0"

EXTENDED SINGLE CAR 11'0"-14'6"

DOUBLE CAR 14'10"-19'0"



TOP11



TOP11



TOP11



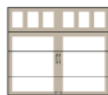
TOP12



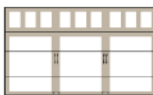
TOP12



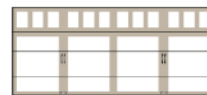
TOP12



TOP13



TOP13



TOP13



ARCH1 (SOLID)



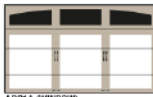
ARCH1A (SOLID)



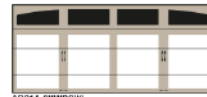
ARCH1A (SOLID)



ARCH1 (WINDOW)



ARCH1A (WINDOW)



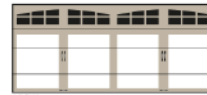
ARCH1A (WINDOW)



ARCH3



ARCH3A



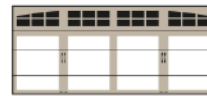
ARCH3



ARCH4



ARCH4A



ARCH4



ARCH13



ARCH13A



ARCH13



ARCH14



ARCH14A



ARCH14



ARCH13



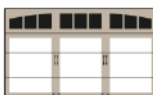
ARCH13A



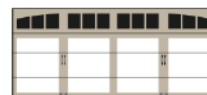
ARCH13



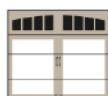
ARCH14




ARCH14A



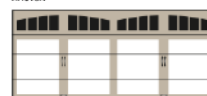
ARCH14



ARCH13



ARCH13A



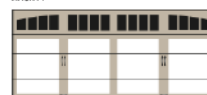
ARCH13




ARCH14



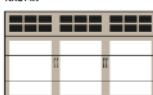
ARCH14A



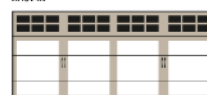
ARCH14




SQ23



SQ23



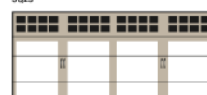
SQ23



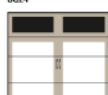
SQ24



SQ24



SQ24



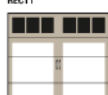
REC11



REC11



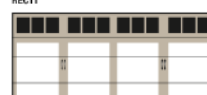
REC11



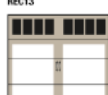
REC13



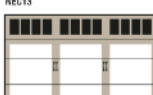
REC13



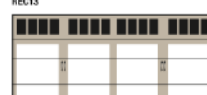
REC13



REC14



REC14



REC14